



Keller Products

A DIVISION OF PLASTIC DESIGN, INC.

TKO


Assembly and Operating Instructions

TKO Shipping



TKO units ship complete in one box.

Unpacking the TKO Unit



The contents included are


1. The tank
2. The pump
3. The coalescing pack
4. The discharge hose
5. The pre-filter
6. The accessory kit
7. Pump Discharge Valve

Accessories

Open accessory box to access contents.




Assemble pump/pre-filter portion



1. Mount regulator/gage assembly from Accessory Kit to 45° brass fitting on the air-side of the pump.
2. Attach white muffer from Accessory Kit to air outlet of pump opposite the air inlet assembly
3. Attach PVC nipple from Accessory Kit to the ½" NPT liquid inlet port on the bottom of the pump.
4. Attach the outlet port of the pre-filter head to the end of the PVC nipple.

Mount Pump on the Lid



- Make sure open top port on the pump manifold is facing the large drilled hole in the clear cover.
- To verify the configuration is correct, if you are facing the labeled side of the tank, the pre-filter should be positioned over the right side of the tank.

Attach Valve to Discharge Port on Pump



- Valve plus short hose assembly are found in the Accessory Box.

Coalescing Package



- Attach coalescing package to short hose following the discharge valve.

Attach Oil Drain



1. Take 90° elbow from Accessory Kit and thread into oil drain port.
2. Take oil drain valve from Accessory Kit and hose and thread into elbow.

TKO PARTS LIST

INLET DEVICE

RSM-3	Adjustable Floating Inlet	\$125.00
BT-12	Narrow Adjustable Floating Inlet	\$125.00
YAZ-8	Fixed Inlet	\$125.00
555-GIH-FT	Gray Inlet Hose	\$8.00/foot
555-GIH-WF	Gray Inlet Hose w/ Fittings	\$60.00

EXTENDER HOSE

555-203-4	4 Foot Extender Hose	\$65.00
-----------	----------------------	---------

PRE-FILTER ASSEMBLY

R10-3150	150 Micron Filter	\$6.25 each
22-401	O-Ring	\$6.00 each

AIR DIAPHRAGM PUMP

555-200-G	½" Air Pump	\$525.00
555-G-832	Liquid Side Kit	\$295.00
555-G-833	Air Side Kit	\$150.00
GPM-038	Generic Pump Muffler	\$27.00

PLASTIC LID

TKO-LID-PL	Clear Plastic Lid (w/ Mounting Hardware)	\$80.00
------------	---	---------

COALESCING PACK

TKO-C-6	Coalescing Pack	\$125.00
TKO-C-10	Coalescing Pack	\$165.00
TKO-C-14	Coalescing Pack	\$215.00

CLEAN COOLANT OUTLET

555-300-H	1-1/2" Outlet Hose	\$8.50/foot
555-300-TKO	Outlet Hose w/ Fittings	\$60.00
22-G12	Bulkhead Gasket-Buna	\$15.00 each

STEP 1

Locate a good spot to mount the magnetic frame.



STEP 2

Mount CLO-1 magnetic frame.



STEP 3

Place TKO-6 into CLO-1 magnetic mount.



STEP 4

Connect discharge hose for return to sump.



STEP 5

Connect extender hose to the inlet of the filter.



STEP 6

Install inlet device and connect to extender hose.



STEP 7

Connect shop air line to unit.



STEP 8

Set ½” ball valve on the discharge of the pump to a 45° angle, to control the speed of the pump.



OPERATION NOTES

The pump is self-priming, although it is common to fill the pre-filter housing with water or coolant prior to starting the unit. Once the tank fills to the overflow fitting, clean coolant will start returning back to the sump. The big item to watch for are air bubbles on the surface of the coolant in the Keller unit. It should be possible to run the Keller system with little, if any air entering the separator tank. A bubble here or there is not an issue. If the tank is boiling away, that is undesirable, since it will interfere with oil separation. Excessive air introduction is caused either by a loose connection on the suction side of the pump, or by running the unit too fast. Go back and check fittings and connections from the sump to the pump to make sure they are snug.

RSM-3 Inlet Device

The RSM-3 inlet device is the latest generation of oil skimming heads introduced by Keller Products. It incorporates exceptional sweeping capabilities, rugged construction, and adjustable floats to handle the variety of conditions encountered in the field.



RMS-3 Adjustable Float Inlet Device (8"W x 8"L)





Keller Products

A DIVISION OF PLASTIC DESIGN, INC.

Phone: 1-800-352-8422

Fax: (978) 264-0221

info@kellerfilters.com

www.kellerfilters.com